


PEMA COLUMN & BOOMS

MD 3X3

MEDIUM DUTY SERIES



Technical data

Vertical reach [A] (mm)	1000 - 4000
Lifting speed (mm/min)	2000
Boom reach from c-c [B] (mm)	900 - 3900
Total height [D] (mm)	5050
Boom speed (mm/min)	200 - 2500
Boom front end loading (kg)	200
Boom rear end loading (kg)	200
Rail span; inside-inside [E] (mm)	1750
Column rotation (manual)	360°
Max. turning radius [F] (mm)	4900
Rail car speed (mm/min)	2500
Total weight (approx.) (kg)	4300

Due to continuous R&D, Pemaek Ltd reserves the right to change the specification without notice.

PEMA COLUMN&BOOMS

PEMA Column & Booms are designed for high performance and meet the demanding standards of high quality production.

The powerful efficiency is based on the innovative integration with PEMA handling equipment, which all together are controlled by PEMA WeldControl 100 management tool.

PEMA C&B can be equipped with welding accessories and processes to fulfill customer's production requirements.

An essential part of efficiency and safety in heavy welding jobs is that your material handling, welding manipulator and welding power sources works hand-in-hand.

- Ideal for hard automation welding solutions
- Flexible, modular construction
- Wide selection of accessories
- Advanced and modern user interface
- Three product families, reach combinations up to 10x10m
- Full integration with all PEMA material handling equipment
- Possible processes to Column & Booms:
 - TIG
 - GMAW
 - SAW (single, twin, tandem and multi-arc)
 - Cladding with wire or strip

BETTER PRODUCTIVITY

A cost-effective way to improve productivity, welding quality and safety

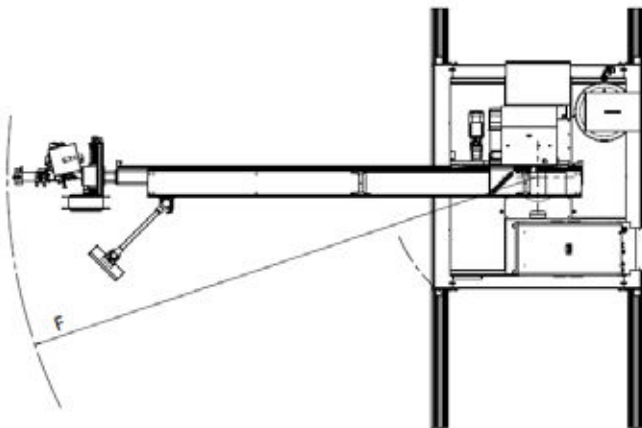
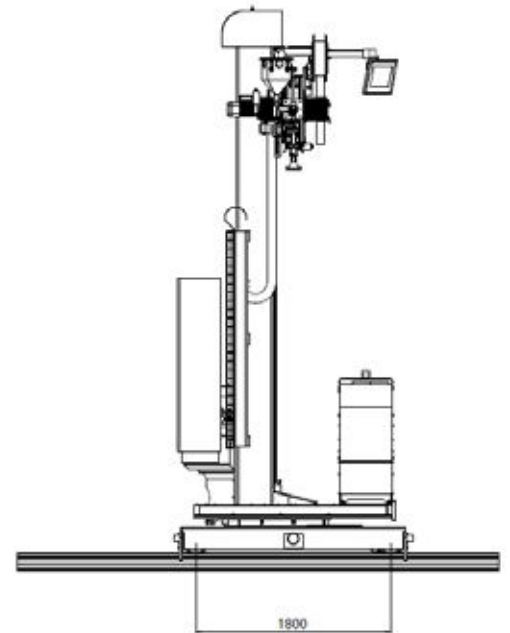
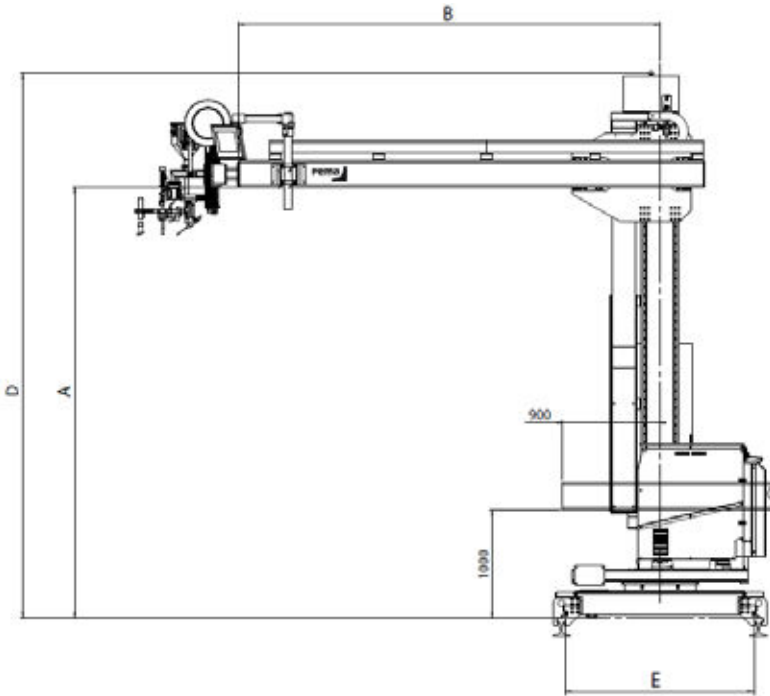
EASY INTEGRATION

Easy to integrate with PEMA positioners and roller beds.

MODULARITY

Depending on the case, every Column & Boom can be modularly customized to best suit the task at hand.





Optional accessories

- Welding equipment
- Cross slides
- Flux handling
- Wire reels
- Control systems
- Camera
- Seam tracking, optical height control
- Rails and energy chain
- Motorized rotation of column

pemamek.com

Sales partner Switzerland:




Proweld GmbH
Juchstrasse 28
9548 Matzingen
Switzerland

Phone +41 52 338 35 55
Fax +41 52 338 35 53
info@proweld.ch
www.proweld.ch

PEMA COLUMN & BOOMS

MD 4X4

MEDIUM DUTY SERIES



Technical data

Vertical reach [A] (mm)	1000 - 5000
Lifting speed (mm/min)	2000
Boom reach from c-c [B] (mm)	900 - 4900
Total height [D] (mm)	6050
Boom speed (mm/min)	200 - 2500
Boom front end loading (kg)	150
Boom rear end loading (kg)	150
Rail span; inside-inside [E] (mm)	1750
Column rotation (manual)	360°
Max. turning radius [F] (mm)	5900
Rail car speed (mm/min)	2500
Total weight (approx.) (kg)	4500

Due to continuous R&D, Pemaek Ltd reserves the right to change the specification without notice.

PEMA COLUMN&BOOMS

PEMA Column & Booms are designed for high performance and meet the demanding standards of high quality production.

The powerful efficiency is based on the innovative integration with PEMA handling equipment, which all together are controlled by PEMA WeldControl 100 management tool.

PEMA C&B can be equipped with welding accessories and processes to fulfill customer's production requirements.

An essential part of efficiency and safety in heavy welding jobs is that your material handling, welding manipulator and welding power sources works hand-in-hand.

- Ideal for hard automation welding solutions
- Flexible, modular construction
- Wide selection of accessories
- Advanced and modern user interface
- Three product families, reach combinations up to 10x10m
- Full integration with all PEMA material handling equipment
- Possible processes to Column & Booms:
 - TIG
 - GMAW
 - SAW (single, twin, tandem and multi-arc)
 - Cladding with wire or strip

BETTER PRODUCTIVITY

A cost-effective way to improve productivity, welding quality and safety

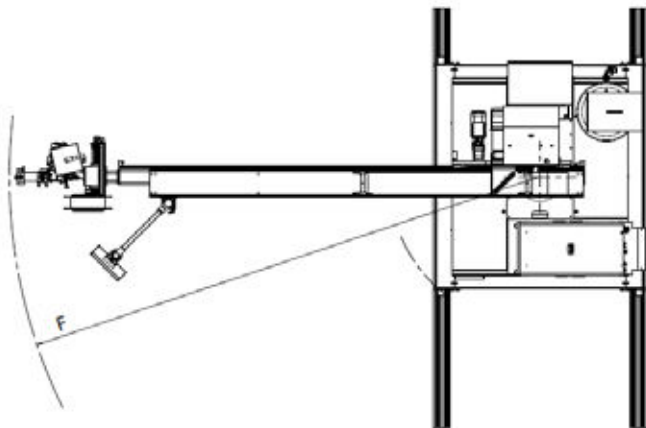
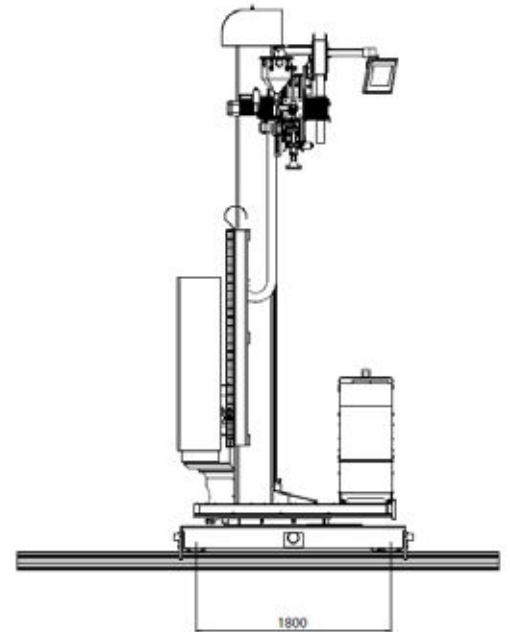
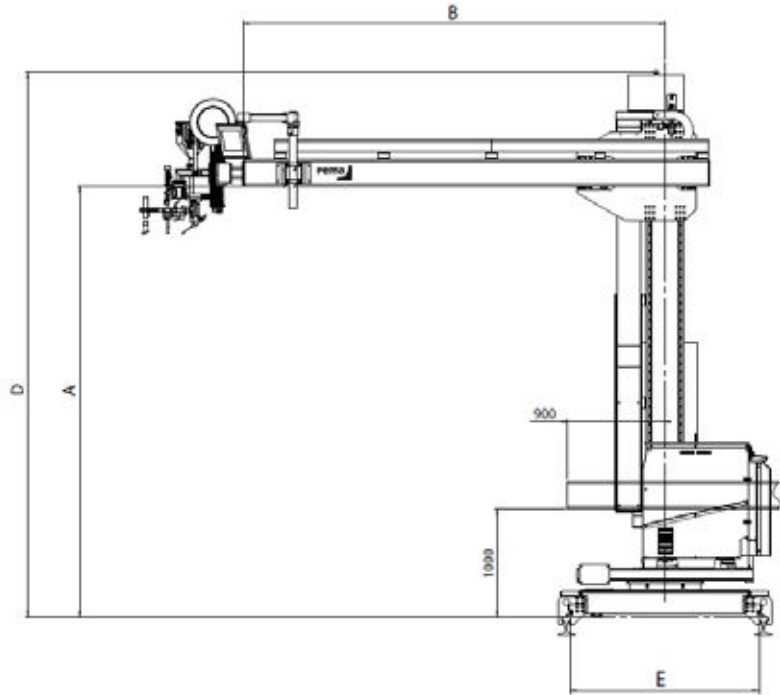
EASY INTEGRATION

Easy to integrate with PEMA positioners and roller beds.

MODULARITY

Depending on the case, every Column & Boom can be modularly customized to best suit the task at hand.





Optional accessories

- Welding equipment
- Cross slides
- Flux handling
- Wire reels
- Control systems
- Camera
- Seam tracking, optical height control
- Rails and energy chain
- Motorized rotation of column

pemamek.com

Sales partner Switzerland:




Proweld GmbH Phone +41 52 338 35 55
Juchstrasse 28 Fax +41 52 338 35 53
9548 Matzingen info@proweld.ch
Switzerland www.proweld.ch

PEMA COLUMN & BOOMS

MD 5X5

MEDIUM DUTY SERIES



Technical data

Vertical reach [A] (mm)	1000 - 6000
Lifting speed (mm/min)	2000
Boom reach from c-c [B] (mm)	900 - 5900
Total height [D] (mm)	7050
Boom speed (mm/min)	200 - 2500
Boom front end loading (kg)	100
Boom rear end loading (kg)	100
Rail span; inside-inside [E] (mm)	1750
Column rotation (manual)	360°
Max. turning radius [F] (mm)	6900
Rail car speed (mm/min)	2500
Total weight (approx.) (kg)	4700

Due to continuous R&D, Pemamek Ltd reserves the right to change the specification without notice.

PEMA COLUMN&BOOMS

PEMA Column & Booms are designed for high performance and meet the demanding standards of high quality production.

The powerful efficiency is based on the innovative integration with PEMA handling equipment, which all together are controlled by PEMA WeldControl 100 management tool.

PEMA C&B can be equipped with welding accessories and processes to fulfill customer's production requirements.

An essential part of efficiency and safety in heavy welding jobs is that your material handling, welding manipulator and welding power sources works hand-in-hand.

- Ideal for hard automation welding solutions
- Flexible, modular construction
- Wide selection of accessories
- Advanced and modern user interface
- Three product families, reach combinations up to 10x10m
- Full integration with all PEMA material handling equipment
- Possible processes to Column & Booms:
 - TIG
 - GMAW
 - SAW (single, twin, tandem and multi-arc)
 - Cladding with wire or strip

BETTER PRODUCTIVITY

A cost-effective way to improve productivity, welding quality and safety

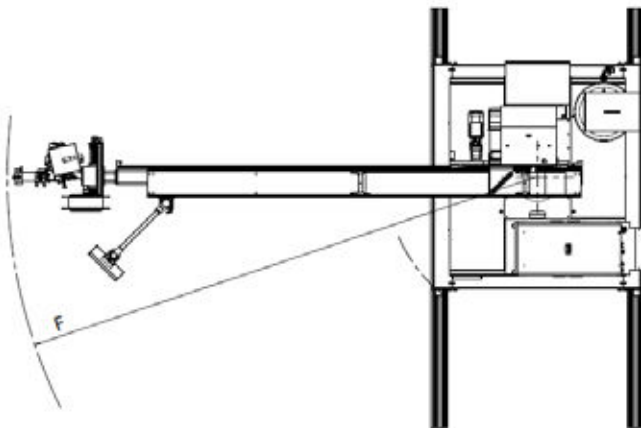
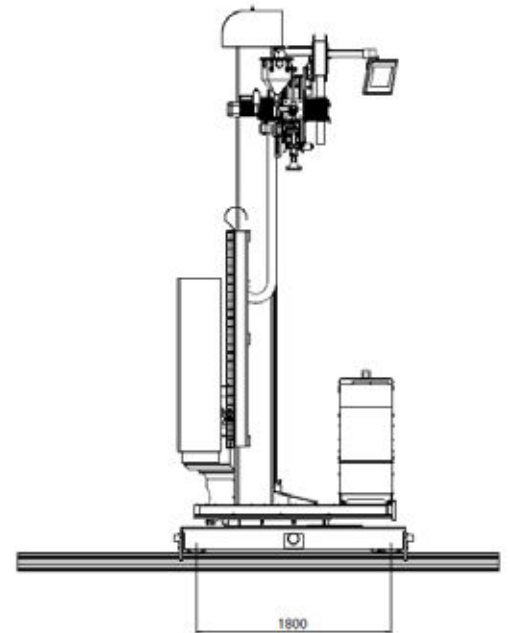
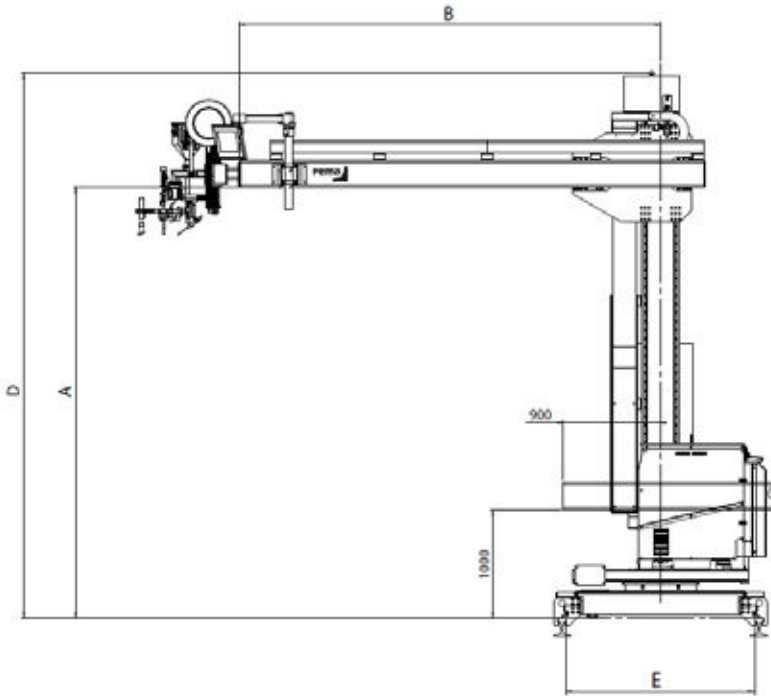
EASY INTEGRATION

Easy to integrate with PEMA positioners and roller beds.

MODULARITY

Depending on the case, every Column & Boom can be modularly customized to best suit the task at hand.





Optional accessories

- Welding equipment
- Cross slides
- Flux handling
- Wire reels
- Control systems
- Camera
- Seam tracking, optical height control
- Rails and energy chain
- Motorized rotation of column

pemamek.com

Sales partner Switzerland:



Proweld GmbH Phone +41 52 338 35 55
Juchstrasse 28 Fax +41 52 338 35 53
9548 Matzingen info@proweld.ch
Switzerland www.proweld.ch